



## EASTER EGG HOLDER

**CUTTING:** Cover an appropriate size area of wood with Transfer Paper (#CARB). Lay the pattern over the transfer paper and transfer each pieces cut lines onto the appropriate thickness of wood by simply tracing with a pen, pencil or stylus (#STY). Cut out Top Egg Holder, Top/Base, Bottom Egg Holder and Bottom/Base from 1/4" thick plywood. Round over edges as noted. Sand flats on tops of four Wooden Balls\* (#BAL075). Drill all holes as noted. Fill voids and defects in wood using wood filler. Sand wood filler (#WF8) and all surfaces to desired smoothness.

**ASSEMBLY:** (Refer to the Assembly Diagram.) Glue (#GLUETB3) two Candle Cups\* (#CCUP5) together as shown (bottom to bottom). Glue Wooden Wheel\* (#WHL15) onto bottom of Candle Cup Assembly. Repeat and glue together a second candle Cup Assembly. Center and glue Top Egg Holder onto Top/Base. Center and glue Top Candle Cup Assembly onto Top Egg Holder. Center and glue Bottom Candle Cup Assembly onto bottom of Top/Base. Center and glue Bottom Egg Holder onto Bottom/Base. Center and glue Bottom Candle Cup Assembly onto Bottom Egg Holder. Locate and glue Wooden Balls onto bottom side of Bottom/Base where shown.

**PAINTING:** Use Delta brand (or equal quality) acrylic craft paint to paint the different areas as noted or colors of your choice.

**FINISHING:** For maximum protection coat your project with at least two coats of our durable project sealer (#POLYQT). Display one dozen of your decorated Easter Eggs for the holiday.

( ) = Available from The Winfield Collection, 1-800-946-3435

### Delta Acrylic Paints used on this pattern

ITEM#	COLOR
2037-	Blue Heaven
2047-	Lavender
2401-	Light Ivory
2449-	Hydrangea Pink
2459-	Crocus Yellow

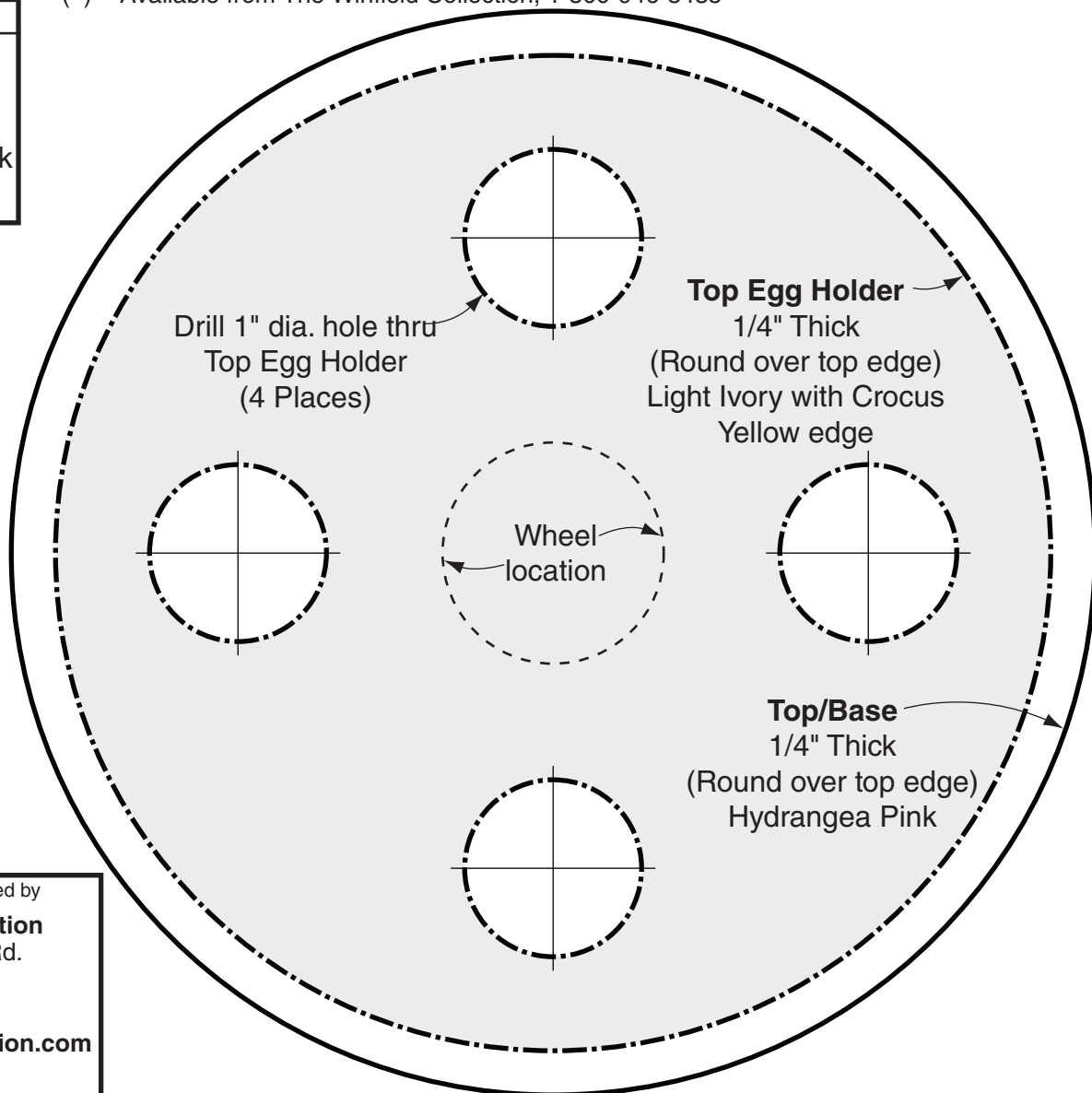
### Wooden Parts used on this pattern

Available from  
The Winfield Collection

Requires Four  
3/4" dia. Wooden  
Ball (#BAL075)

Requires Four  
1-7/8" tall Candle  
Cups (#CCUP5)

Requires Two  
1-1/2" dia. Wooden  
Wheels (#WHL15)



Exclusive patterns provided by

**The Winfield Collection**

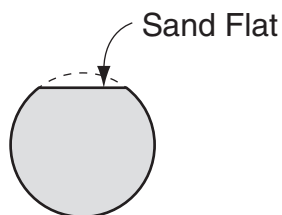
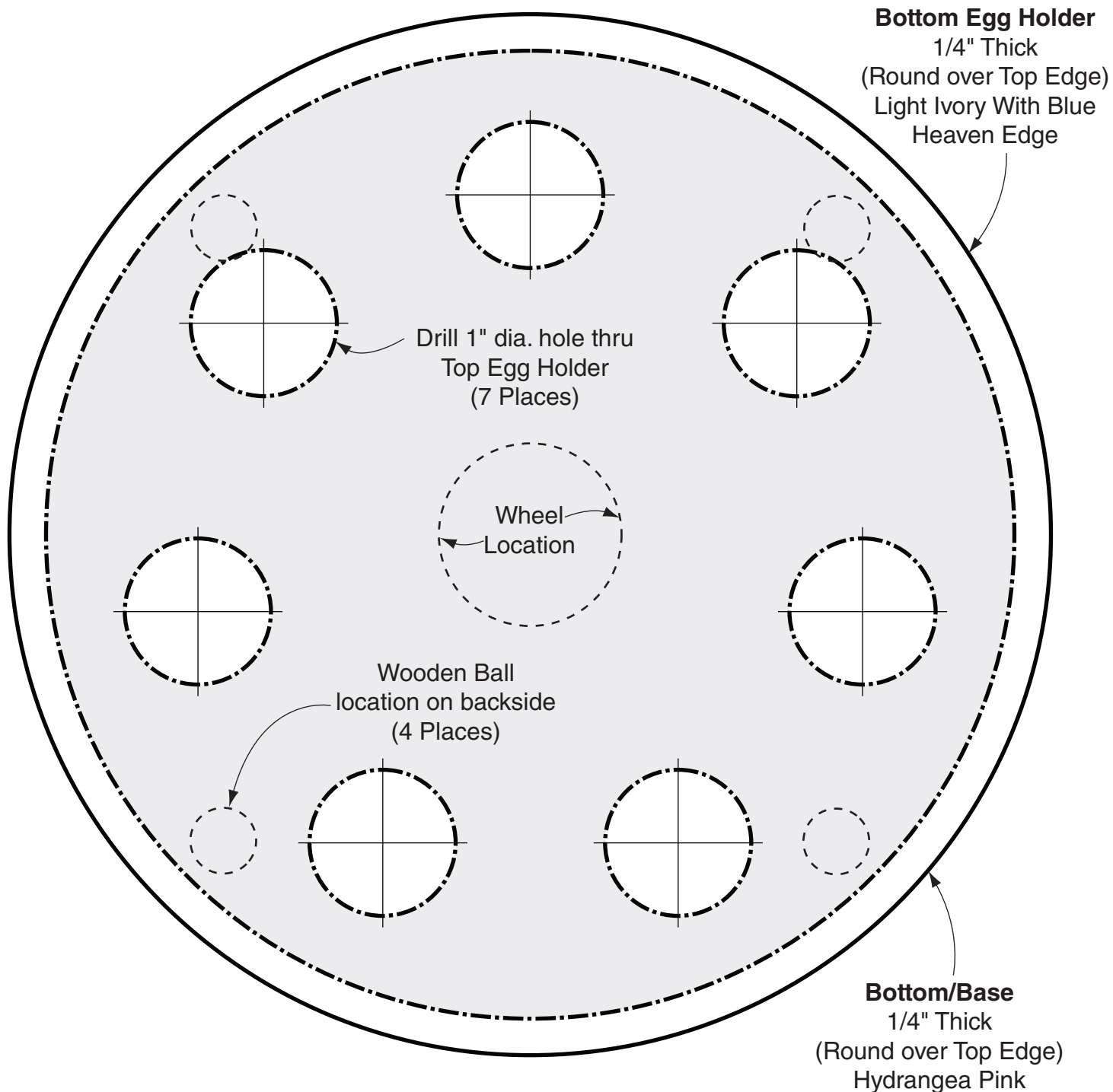
8350 Silver Lake Rd.

Linden, MI 48451

1-800-946-3435

[www.thewinfieldcollection.com](http://www.thewinfieldcollection.com)

Copyright 2012



**Wooden Ball**  
3/4" Dia. (4 Needed)  
Lavender

Exclusive patterns provided by

**The Winfield Collection**

8350 Silver Lake Rd.

Linden, MI 48451

**1-800-946-3435**

**[www.thewinfieldcollection.com](http://www.thewinfieldcollection.com)**

Copyright 2012

